

# Zuludesk MDM

## MDM: Mobile Device Management

### Before you can join the MDM program

The process of joining the MDM program involves wiping the iPad. For this reason, you need to have a backup of your iPad.

In addition to performing a backup, you will also need to ensure that “Find my iPad” is turned off on the iPad. If “Find my iPad” is still turned on, the school’s technician will be unable to wipe the iPad and enrol it into the MDM program.

1

#### BACKUP

Perform a backup of your student’s iPad.

2

#### DISABLE

Turn off “Find my iPad” on your student’s iPad.

3

#### SUPPLY

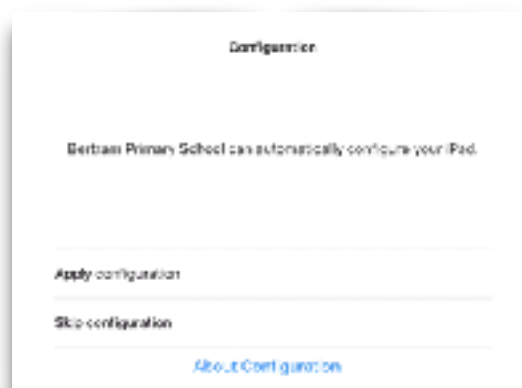
Bring the iPad to school to allow the technician to install MDM.

### What to expect when your iPad is returned

The iPad will have been wiped - so all apps and data will have been removed.

The student’s iPad is wiped as part of the process of enrolling in the MDM program. This removes all settings, apps, and documents. After it is first turned on again you will see the standard Setup Assistant, with one notable change - You will be asked to allow BPS to automatically configure your iPad. iPad Geniuses at Bertram

may have already done this step for you at school before the iPad is sent home, if it has not been done however, please select “Apply configuration”. If “Skip configuration” is selected, this will effectively opt out of joining the MDM program.



You may re-configure the iPad as you like after this - including logging back into your own Apple ID, and downloading any of the apps you had previously purchased. Note however that being part of the MDM program means you do not need to use an Apple ID at all in order to use the apps that Bertram Primary provides for you.

## Some apps will install automatically when connected to WiFi

Apps that Bertram Primary School has assigned to your student iPad will start installing automatically once the iPad is re-connected to WiFi.

One of these apps that will automatically install is called “**ZuluDesk Client**”. This app will allow you to install or remove any apps that are assigned to you but have not been configured to automatically download (Optional apps).

The student’s iPad should also download the following automatically:

- **Book Creator for iPad** (Normally \$7.99)
- **Dice**
- **QR Reader for iPad**
- **Seesaw: The Learning Journal**
- **Showbie - Paperless Classroom**

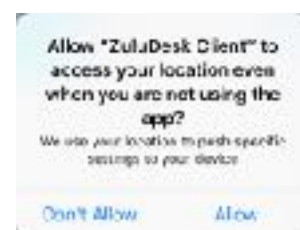
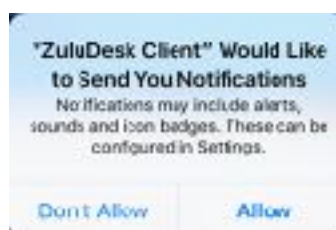
**Other apps will also automatically download depending on what year level your student belongs to.**

Bertram Primary School may also remotely request your student’s iPad to update any of these apps from time to time. This will usually be done during school hours, but may occasionally cause the iPad to download apps or updates while at home.



## Using ZuluDesk

Zuludesk Client also runs in the background to allow the student’s device to receive messages - and to inform the Zuludesk servers of the devices location. The first time Zuludesk Client is run, it will ask for permission to “Send You Notifications”, and to “access your location”. Please select Allow on both of these options to enable this functionality.



As the Parents or Guardians of the Student, you will receive an email containing the login details for Zuludesk Parent.

Download the Zuludesk Parent app on any other device by searching for it on the apple App Store.

Any settings you apply using Zuludesk Parent will only apply outside of school hours (before 8:20am and after 2:35pm on school days, and all day on weekends). During school hours, your student’s teacher will have control over the iPad.